


Carolan Tunes for Treble Alto Recorder: A Comprehensive Guide to Playing Irish Melodies

The enchanting melodies of Turlough O'Carolan, the legendary Irish harpist and composer, have captivated music lovers for centuries. These timeless tunes, often played on the fiddle, harp, and uilleann pipes, can be beautifully rendered on the treble alto recorder. In this comprehensive guide, we will explore the techniques, ornamentation, and performance tips essential for mastering Carolan tunes on this versatile instrument.



O'Carolan's Tunes for Treble/Alto Recorder

by Gregg Michaelsen

★★★★☆ 4.5 out of 5

Language : English

File size : 7519 KB

Screen Reader : Supported

Print length : 35 pages

Lending : Enabled

Paperback : 54 pages

Item Weight : 5.6 ounces

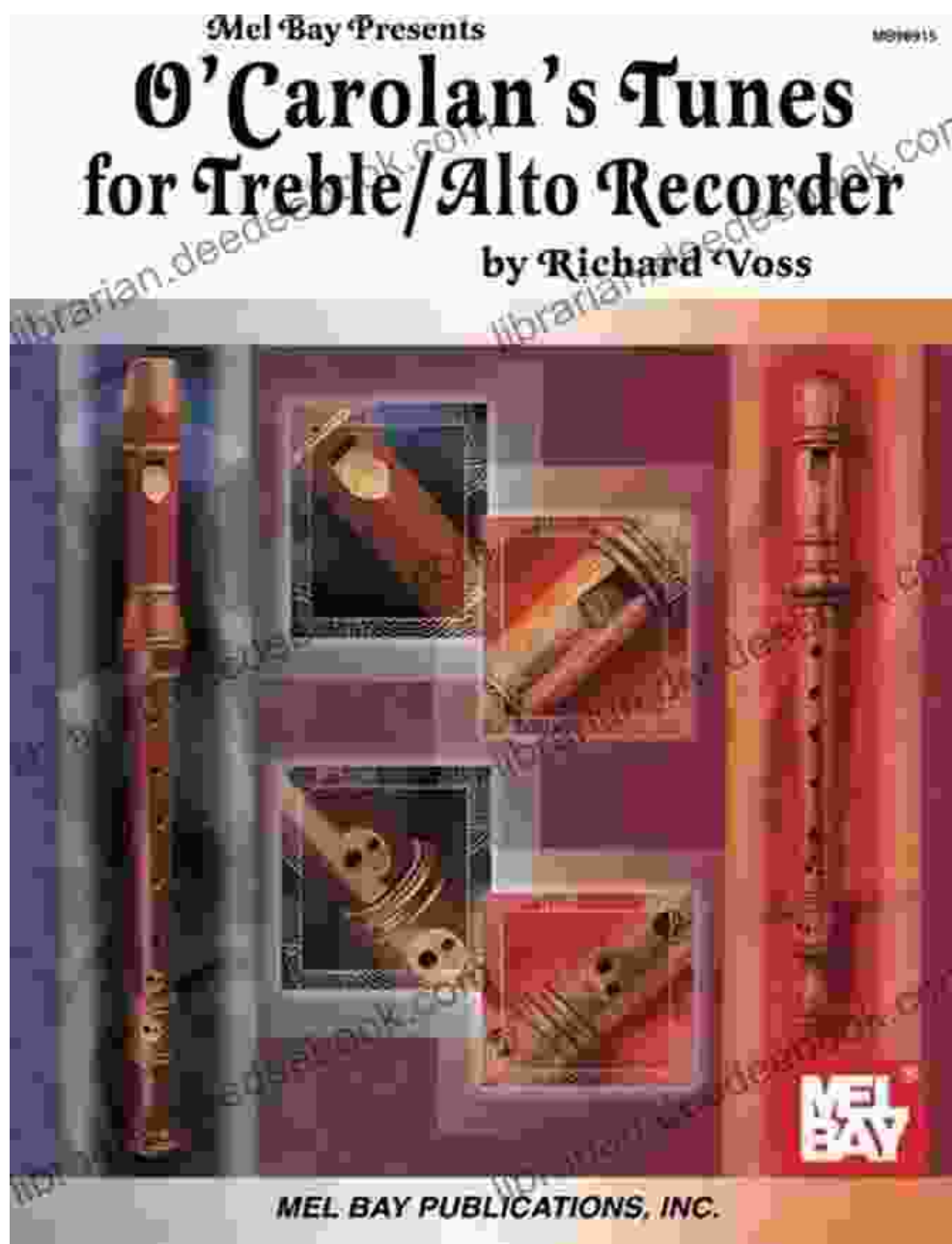
Dimensions : 7 x 0.13 x 10 inches



Understanding the Treble Alto Recorder

The treble alto recorder is a woodwind instrument with a warm, mellow tone. It is the most common type of recorder used in Irish traditional music. The recorder has seven finger holes and one thumb hole, and it is played

by blowing air across the mouthpiece. The fingerings for the notes are similar to those of the flute, making it a relatively easy instrument to learn.



The treble alto recorder is a versatile instrument for playing Carolan tunes.

Fingerings and Embouchure

The fingerings for the notes on the treble alto recorder are as follows:

Note	Fingerings
C	0000000
D	00000000
E	0000000
F	00000
G	0000
A	000
B	00
C'	0
D'	000000
E'	0000000
F'	000000
G'	0000
A'	000
B'	00
C''	0

The embouchure, or the way you shape your mouth around the mouthpiece, is also important for producing a clear and resonant tone. The lower lip should be rolled over the bottom teeth, and the tongue should be slightly arched. The air should be directed towards the edge of the mouthpiece.

Ornamentation

Ornamentation is an essential part of Irish traditional music, and it is used extensively in Carolan tunes. The most common ornaments include:

- **Grace note:** A small note that is played before the main note.
- **Cut:** A short, staccato note that is played after the main note.
- **Roll:** A rapid series of notes that is played on the same finger hole.
- **Trill:** A rapid alternation between two notes.
- **Crann:** A slide from one note to another.

Technique

Good technique is essential for playing Carolan tunes on the treble alto recorder. Here are some tips:

- **Finger movement:** Use light and nimble finger movements to avoid any unnecessary noise.
- **Breath control:** Use proper breath control to maintain a steady and even airflow.
- **Articulation:** Use clear and crisp articulation to separate the notes.

- **Dynamics:** Vary the volume and intensity of your playing to create musical interest.

Performance Tips


In addition to technique, there are some performance tips that can help you play Carolan tunes with confidence and expression:

- **Listen to recordings:** Listen to recordings of professional musicians playing Carolan tunes to get an idea of the style and ornamentation.
- **Use a metronome:** Practice with a metronome to improve your timing and rhythm.
- **Play with others:** Playing with others can help you learn from others and improve your ensemble skills.
- **Record yourself:** Record yourself playing and listen back to your performance to identify areas for improvement.

Playing Carolan tunes on the treble alto recorder is a rewarding experience that can bring great joy and satisfaction.

With a little practice and dedication, you can master these timeless melodies and share the beauty of Irish traditional music with others.

Please note that this guide is not meant to replace the instruction of a qualified music teacher. If you are serious about learning to play the treble alto recorder, I recommend finding a teacher who can provide you with personalized instruction and feedback.



O'Carolan's Tunes for Treble/Alto Recorder

by Gregg Michaelsen

★★★★☆ 4.5 out of 5

Language : English

File size : 7519 KB

Screen Reader: Supported

Print length : 35 pages

Lending : Enabled

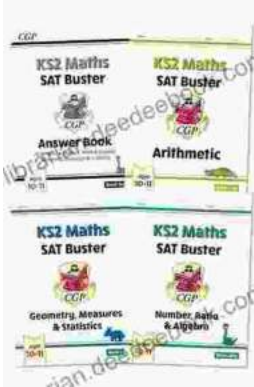
Paperback : 54 pages

Item Weight : 5.6 ounces

Dimensions : 7 x 0.13 x 10 inches


FREE

DOWNLOAD E-BOOK



Supercharge Your Child's KS1 Maths Skills with the Ultimate SAT Buster (Comprehensive Guide for Parents)

As a parent, you want to provide your child with the best possible education. When it comes to mathematics, the Key Stage 1 (KS1) SATs (Standard Attainment Tests)...



Santa in Montana: Calder 11 - A Magical Destination for the Holidays

Nestled amidst the picturesque mountains of Montana, Calder 11 is a winter wonderland that transforms into a magical Christmas destination. As you...

