


Gentlemen's Garment Cutting and Tailoring: A Comprehensive Guide for the Dressmaker

Tailoring a gentleman's garment requires a combination of skill, precision, and an eye for detail. This comprehensive guide will provide you with all the knowledge and techniques you need to create bespoke garments that are both stylish and well-made.



Gentlemen's Garment Cutting and Tailoring - The Dressmaker's Guide by Dancing Dolphin Patterns

★★★★☆ 4.3 out of 5

Language : English
File size : 5390 KB
Text-to-Speech : Enabled
Screen Reader : Supported
Enhanced typesetting : Enabled
Print length : 332 pages



Fabric Selection

The first step in garment construction is selecting the right fabric. For gentlemen's clothing, fabrics such as wool, cotton, linen, and silk are commonly used. Each fabric has its own unique properties, so it's important to choose one that is suitable for the garment you're making.

For example, wool is a durable and warm fabric that is ideal for suits and coats. Cotton is a breathable and comfortable fabric that is perfect for shirts and trousers. Linen is a lightweight and wrinkle-resistant fabric that is well-

suited for summer clothing. Silk is a luxurious and elegant fabric that can be used for both formal and informal wear.

Pattern Drafting

Once you've selected your fabric, you need to create a pattern. A pattern is a template that you use to cut out the fabric for your garment. You can either purchase a commercial pattern or draft your own using a variety of methods.

If you're new to pattern drafting, there are many online resources and books that can help you get started. Once you've created a pattern, you need to transfer it to your fabric using a tracing wheel or chalk.

Garment Construction

Once you've cut out your fabric, it's time to start assembling your garment. The first step is to sew the darts. Darts are small, triangular pieces of fabric that are used to shape the garment and provide a more flattering fit.

Once the darts are sewn, you can start sewing the seams. The type of seam you use will depend on the fabric you're using and the desired look of the garment. There are many different types of seams, so it's important to choose one that is appropriate for your project.

Once the seams are sewn, you can start attaching the collar, cuffs, and other details. The final step is to finish the garment by pressing the seams and adding any finishing touches, such as buttons or embroidery.

Finishing Techniques

The finishing touches are what make a garment truly special. There are many different finishing techniques that you can use to enhance the look and feel of your garments. Some common finishing techniques include:


- **French seams:** French seams are a type of enclosed seam that is both durable and stylish.
- **Hong Kong seams:** Hong Kong seams are a type of flat-felled seam that is often used on tailored garments.
- **Blind hems:** Blind hems are a type of invisible hem that is perfect for delicate fabrics.
- **Buttons and buttonholes:** Buttons and buttonholes are a classic finishing touch that can add both style and functionality to your garments.
- **Embroidery:** Embroidery is a beautiful and versatile way to add a personal touch to your garments.

Creating bespoke garments for gentlemen requires a combination of skill, precision, and an eye for detail. This comprehensive guide has provided you with all the knowledge and techniques you need to get started. With practice, you can create beautiful and well-made garments that will turn heads wherever you go.

Additional Resources

- [Threads Magazine](#)
- [BurdaStyle](#)
- [Vogue Patterns](#)

- Simplicity Patterns
- McCall's Patterns

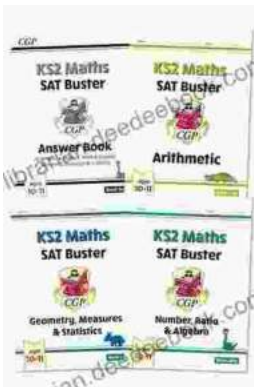


Gentlemen's Garment Cutting and Tailoring - The Dressmaker's Guide

by Dancing Dolphin Patterns

★★★★☆ 4.3 out of 5

Language : English
 File size : 5390 KB
 Text-to-Speech : Enabled
 Screen Reader : Supported
 Enhanced typesetting : Enabled
 Print length : 332 pages



Supercharge Your Child's KS1 Maths Skills with the Ultimate SAT Buster (Comprehensive Guide for Parents)

As a parent, you want to provide your child with the best possible education. When it comes to mathematics, the Key Stage 1 (KS1) SATs (Standard Attainment Tests)...



Santa in Montana: Calder 11 - A Magical Destination for the Holidays

Nestled amidst the picturesque mountains of Montana, Calder 11 is a winter wonderland that transforms into a magical Christmas destination. As you...