


# Happy Easter Activity For Kids Ages 1-12: A Delightful Dozen for Eggstra-Special Fun



Easter is a time for joy, renewal, and family fun. For kids, it's a magical time filled with egg hunts, colorful decorations, and yummy treats. If you're looking for ways to keep your little ones entertained this Easter, we've got

you covered! Here's a delightful dozen Easter activities for kids ages 1-12 that will bring smiles to their faces and create memories that will last a lifetime.



## Happy Easter Activity Book for Kids ages 4-8: Easter Egg Number Counting and Coloring (Happy Easter Activity Books) by Packianathan Chelladurai

★ ★ ★ ★ ☆ 4.1 out of 5

Language	: English
File size	: 5491 KB
Text-to-Speech	: Enabled
Screen Reader	: Supported
Enhanced typesetting	: Enabled
Print length	: 1 pages
Lending	: Enabled
Hardcover	: 283 pages
Item Weight	: 1.09 pounds
Dimensions	: 6 x 0.9 x 9 inches



### Ages 1-3

#### 1. Eggcellent Sensory Bin

This simple activity is perfect for toddlers and preschoolers. Fill a plastic bin with shredded paper, beans, or rice. Hide plastic Easter eggs inside and let your little ones dig and explore. This activity helps develop their fine motor skills and sensory awareness.

#### 2. Hopping Bunny Craft

Create adorable hopping bunnies with your toddlers. Cut out bunny shapes from construction paper and provide markers, crayons, and stickers for

decorating. Attach a wooden craft stick to the back of each bunny to create a handle for hopping fun.

## **Ages 4-6**

### **3. DIY Easter Eggs**

Let your kids unleash their creativity by decorating their own Easter eggs. Hard-boil eggs and provide them with paints, markers, stickers, and other embellishments. They can create colorful designs, whimsical patterns, or even paint the eggs to look like their favorite animals.

### **4. Easter Egg Hunt**

No Easter would be complete without an egg hunt! Hide plastic eggs around the house or yard and give your kids clues to find them. For younger kids, you can make it easier by hiding the eggs in plain sight. As they get older, you can make it more challenging by hiding the eggs in trickier places.

## **Ages 7-9**

### **5. Easter Bunny Masks**

Create silly and festive Easter bunny masks with your kids. Cut out bunny ears from felt or construction paper. Add googly eyes, a pom-pom nose, and whiskers to create a fun and whimsical look.

### **6. Easter Egg Garland**

Decorate your home with a colorful Easter egg garland. Cut out egg shapes from construction paper or fabric. Decorate them with markers, crayons, or paint. Punch holes in the eggs and thread them onto a string or ribbon.

## **Ages 10-12**

### **7. Easter Egg Scavenger Hunt**

Engage your older kids with an Easter egg scavenger hunt. Create clues that lead them to hidden Easter eggs. The clues can be riddles, puzzles, or references to Easter symbols.

### **8. Easter Egg Diorama**

Encourage your kids' creativity and imagination by having them create their own Easter egg dioramas. Provide them with a small box or shoebox and let them use their imaginations to create a miniature Easter scene. They can use plastic eggs, figurines, and other decorations to bring their dioramas to life.

## **Ages 1-12**

### **9. Easter Egg Toss**

Challenge your kids to a fun game of Easter egg toss. Divide them into teams and give each team a dozen Easter eggs. Have them toss the eggs back and forth to one another, trying to keep them from breaking. The team with the most unbroken eggs at the end wins!

### **10. Easter Egg Relay Race**

Get your kids moving with an Easter egg relay race. Divide them into teams and have them line up facing each other. Place a basket of Easter eggs at the opposite end of the line. The first person in each team runs to the basket, grabs an egg, and races back to their team. They then pass the egg to the next person in line and so on. The first team to get all their eggs back wins!


## 11. Easter Egg Piñata

Fill a piñata with Easter treats and candy. Hang it from a tree or ceiling and let your kids take turns hitting it with a stick. When the piñata breaks open, the treats will spill out and your kids can enjoy a sweet treat.

## 12. Easter Egg Decorating Contest

Bring out your kids' artistic talents by hosting an Easter egg decorating contest. Provide them with hard-boiled eggs and a variety of decorating supplies. Let their imaginations run wild as they create their unique and colorful Easter eggs. Award prizes for the most creative, the most beautiful, and the funniest designs.

Easter is a wonderful time to spend with family and friends. With these fun and festive Easter activities for kids ages 1-12, you're sure to create lasting memories and make this Easter extra special for your little ones. So gather your kids, let their creativity and imaginations soar, and enjoy the joy and magic of Easter together.



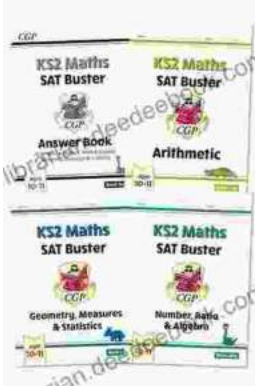
### Happy Easter Activity Book for Kids ages 4-8: Easter Egg Number Counting and Coloring (Happy Easter Activity Books) by Packianathan Chelladurai

★★★★☆ 4.1 out of 5

Language	: English
File size	: 5491 KB
Text-to-Speech	: Enabled
Screen Reader	: Supported
Enhanced typesetting	: Enabled
Print length	: 1 pages
Lending	: Enabled
Hardcover	: 283 pages
Item Weight	: 1.09 pounds
Dimensions	: 6 x 0.9 x 9 inches


FREE

DOWNLOAD E-BOOK



## Supercharge Your Child's KS1 Maths Skills with the Ultimate SAT Buster (Comprehensive Guide for Parents)

As a parent, you want to provide your child with the best possible education. When it comes to mathematics, the Key Stage 1 (KS1) SATs (Standard Attainment Tests)...



## Santa in Montana: Calder 11 - A Magical Destination for the Holidays

Nestled amidst the picturesque mountains of Montana, Calder 11 is a winter wonderland that transforms into a magical Christmas destination. As you...