

Unlocking Unprecedented Rhythmic Possibilities: Exploring the Innovative Techniques for Playing Single Bass Drums Like Double Bass Drums or Double Pedals

For centuries, double bass drums and double pedals have dominated the drumming landscape, producing thunderous rhythms that drive the pulse of countless musical genres. However, the complexity and expense of these setups have often limited their accessibility to aspiring drummers.



Bass Drum Technique: Play Rhythms Previously Reserved For Double Bass Drums Or Double Pedals

by Alan Hirsh

★★★★☆ 4.1 out of 5

Language : English
File size : 925 KB
Text-to-Speech : Enabled
Enhanced typesetting : Enabled
Word Wise : Enabled
Lending : Enabled
Screen Reader : Supported
X-Ray for textbooks : Enabled
Print length : 32 pages



In recent years, a revolution has emerged in the art of drumming, with innovative techniques and modifications transforming the single bass drum into a rhythmic powerhouse capable of emulating the thunderous onslaught of double bass drums or double pedals.

1. The Heel-Toe Technique: Unleashing Double Speed with a Single Pedal

At the heart of this rhythmic revolution lies the heel-toe technique, a deceptively simple yet highly effective method that allows drummers to play two distinct notes in rapid succession using a single bass drum pedal.




The technique involves alternating between striking the bass drum with the heel and then the toe of the same foot, creating a rapid-fire pattern that mimics the sound of two bass drums.

Mastering the heel-toe technique requires practice and coordination, but once mastered, it opens up a world of rhythmic possibilities, enabling drummers to create intricate patterns and powerful grooves with just a single pedal.

2. The Slide Technique: Achieving Double Bass Drum Effects without a Double Pedal

Another innovative technique that pushes the boundaries of single bass drum playing is the slide technique. This method involves sliding the foot along the bass drum pedal, striking the drumhead multiple times in a single movement.

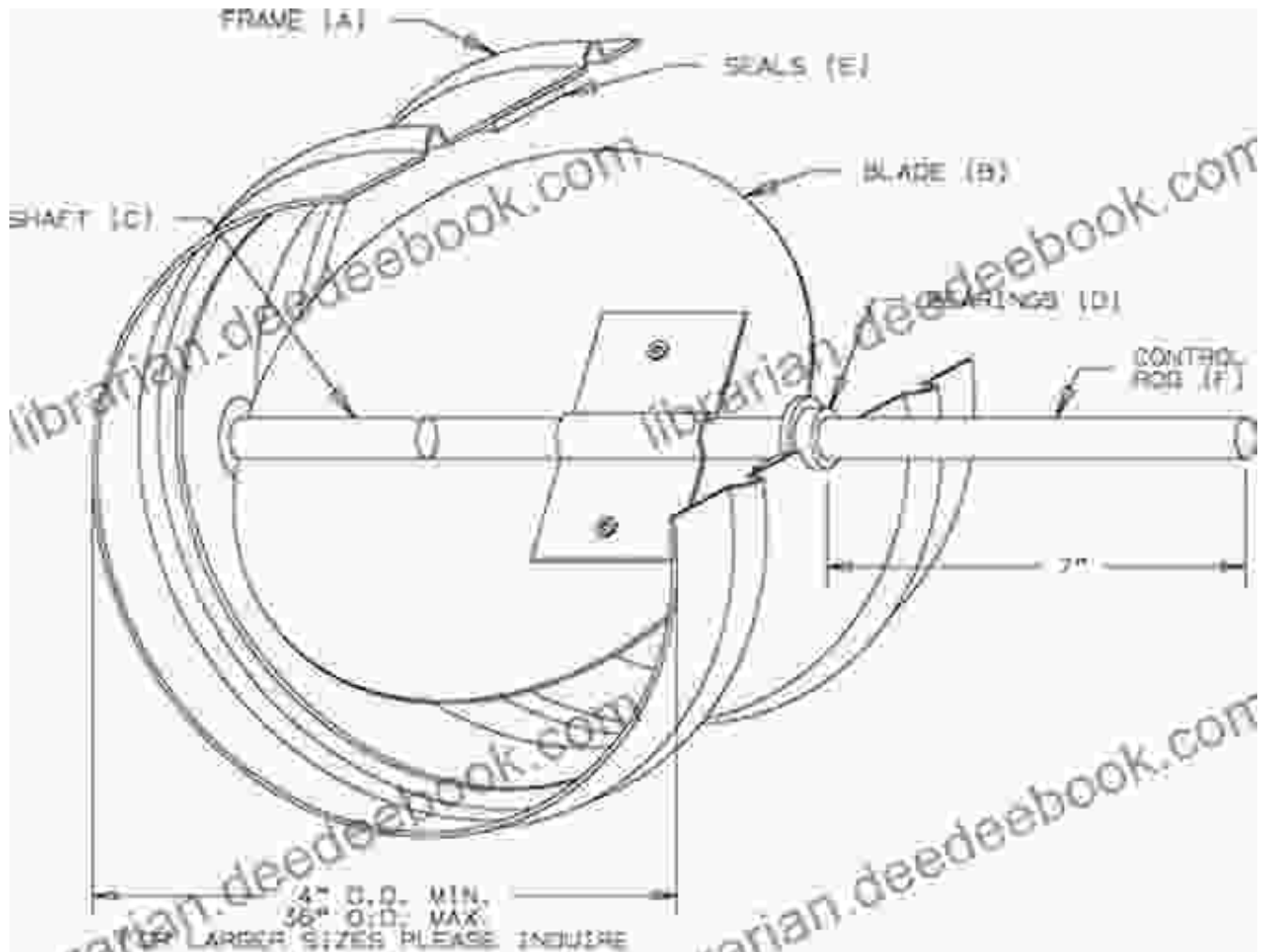


The slide technique creates a sound reminiscent of a double bass drum roll, with the rapid succession of hits producing a thunderous effect. It requires precise footwork and control, but the results are worth the effort.

By combining the heel-toe technique with the slide technique, drummers can create complex rhythms and grooves that rival the power and intensity of double bass drums or double pedals, all with the convenience and affordability of a single pedal setup.

3. Damper Modifications: Enhancing Speed and Articulation

In addition to these playing techniques, modifications to the bass drum itself can further enhance its ability to emulate double bass drums or double pedals.



One common modification is the addition of a damper to the bass drum head. This damper helps to muffle the sustain of the drum, creating a more articulate and defined sound that is better suited for fast and intricate playing.

Another modification is the use of a trigger on the bass drum head. A trigger converts the mechanical energy of the drum hit into an electrical

signal, which can then be processed to produce a variety of sounds. Triggers can be used to enhance the attack and definition of the bass drum, making it sound more like a double bass drum or double pedal.

4. Practice and Dedication: The Key to Mastering New Rhythms

As with any new skill, mastering these innovative techniques requires practice and dedication. Drummers should start by practicing slowly and gradually increase their speed as their coordination and control improve.

Online lessons, instructional videos, and practice tracks can provide valuable guidance and support. Additionally, working with a drum teacher can offer personalized instruction and feedback.

With consistent practice and a willingness to experiment, drummers can unlock the full potential of their single bass drums, transforming them into rhythmic powerhouses capable of producing the same thunderous grooves and intricate patterns as double bass drums or double pedals.

The innovative techniques and modifications described in this article have opened up new horizons for drummers, empowering them to explore unprecedented rhythmic possibilities with their single bass drums.

By embracing these techniques and embracing the power of practice and experimentation, drummers can transcend the limitations of their single pedals and unleash the thunderous rhythms that once seemed reserved for double bass drums or double pedals.

So grab your single bass drum, put in the practice, and prepare to unleash a new level of rhythmic power and creativity.

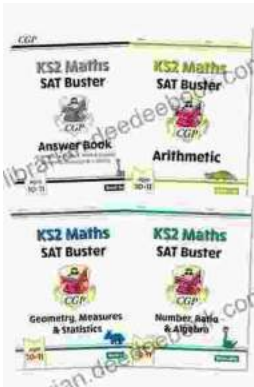


Bass Drum Technique: Play Rhythms Previously Reserved For Double Bass Drums Or Double Pedals

by Alan Hirsh


★★★★☆ 4.1 out of 5

Language : English
File size : 925 KB
Text-to-Speech : Enabled
Enhanced typesetting : Enabled
Word Wise : Enabled
Lending : Enabled
Screen Reader : Supported
X-Ray for textbooks : Enabled
Print length : 32 pages



Supercharge Your Child's KS1 Maths Skills with the Ultimate SAT Buster (Comprehensive Guide for Parents)

As a parent, you want to provide your child with the best possible education. When it comes to mathematics, the Key Stage 1 (KS1) SATs (Standard Attainment Tests)...



Santa in Montana: Calder 11 - A Magical Destination for the Holidays

Nestled amidst the picturesque mountains of Montana, Calder 11 is a winter wonderland that transforms into a magical Christmas destination. As you...